

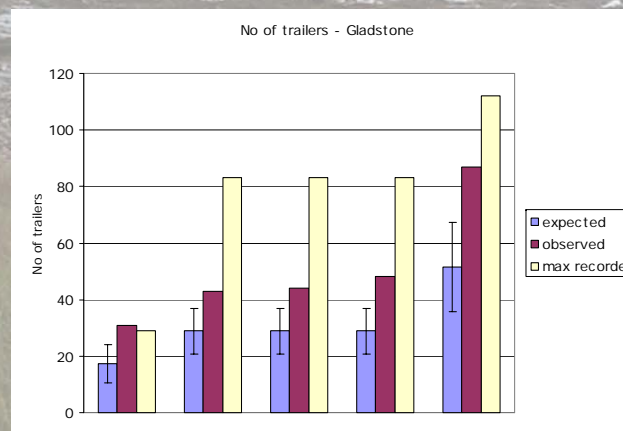
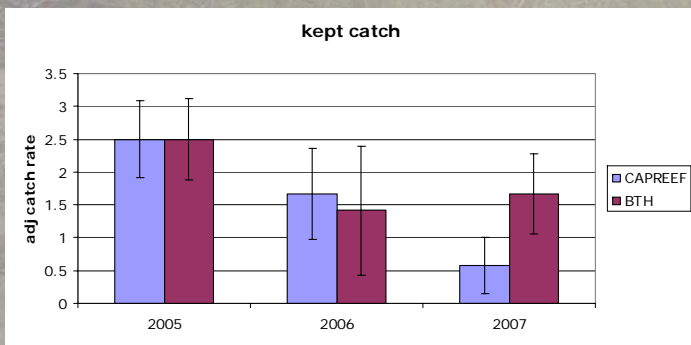
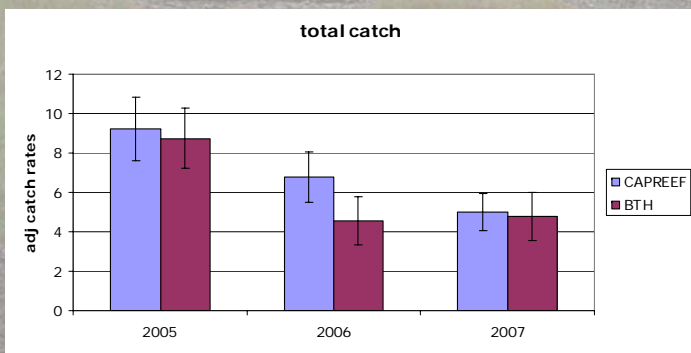
MONITORING BOYNE TANNUM HOOKUP



CapReef has monitored catch rates in the Boyne Tannum Hookup from 2005-2007 and the live weigh in fish since 2000.

Catch rates during the competition were not significantly different compared with overall winter catch rates although more fish were kept during the 2007 event.

While fishing effort is higher during the event, based on trailers the level of effort at Auckland Creek ramp the was not as high as would be expected on a good normal weekend. However at Bray Park the fishing effort is the highest recorded for the year and is 2-3 times higher than normal weekends.



Top right: Map showing where tagged fish released at Bray Park have been recaptured (87% moved less than 20km)

Far left: Graphs showing total catch and kept catch rates for BTH compared with CapReef winter rates

Left: Comparison of trailers with expected counts at Gladstone during the BTH

Last updated: 25 May 2008

Detailed report available from www.info-fish.net